

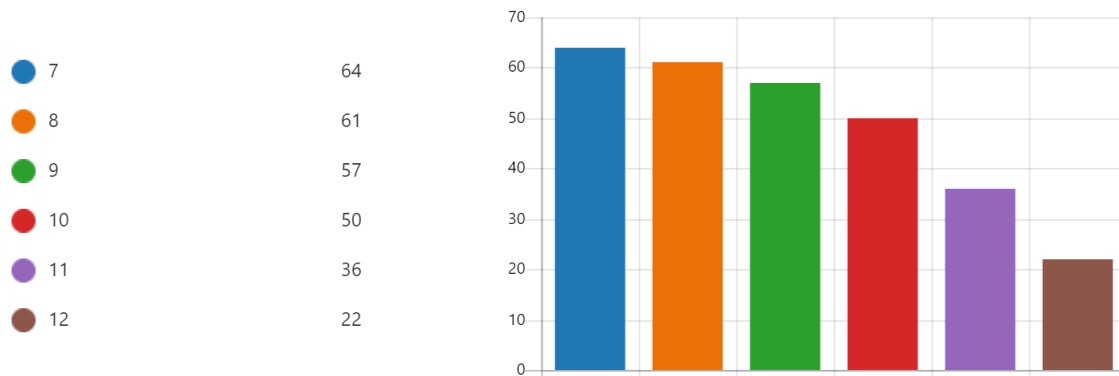
Parent survey – 257 responses

Remote Learning – Parent Response Data Analysis

- 257 responses – approx. ¼ of each year group. Responses gradually decline with increase in years
- 91% Parents reported their child/ren is/are finding it easy to **access** (see and understand what they have to do) the learning activities
- 84% parents reported their child/ren is/are finding it **easy to complete** learning activities
- 12% parents reported their child/ren is/are finding it **difficult to complete** learning activities
- 4% parents reported their child/ren has/have **not been able to complete** learning activities
- 95% of parents feel they **are getting** assistance when they ask for it
- 5% of parents feel they are **not** getting assistance when they ask for it

1. Which year/s do you have a child in?

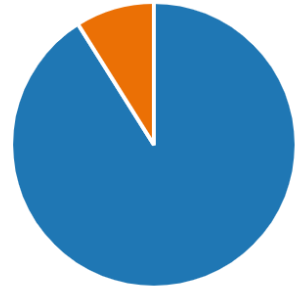
[More Details](#)



2. Please choose the sentence which best describes your experience so far

[More Details](#)

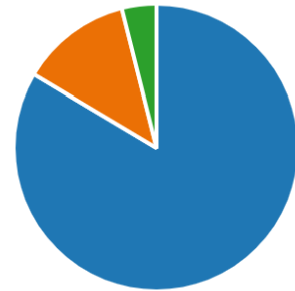
- My child/ren is/are finding it e... 234
- My child/ren is/are finding it h... 23



3. Please choose the sentence which best describes your experience so far

[More Details](#)

- My child/ren is/are finding it e... 213
- My child/ren is/are finding it d... 32
- My child/ren has/have not be... 10



4. Please choose the sentence which best describes your experience so far

[More Details](#)

- We are getting assistance if w... 223
- We are not getting assistance ... 14

