

MAC / OSX

Wireless and Internet instructions for BYOD computers

When logging in, your username will look like: **first.last1@detnsw**

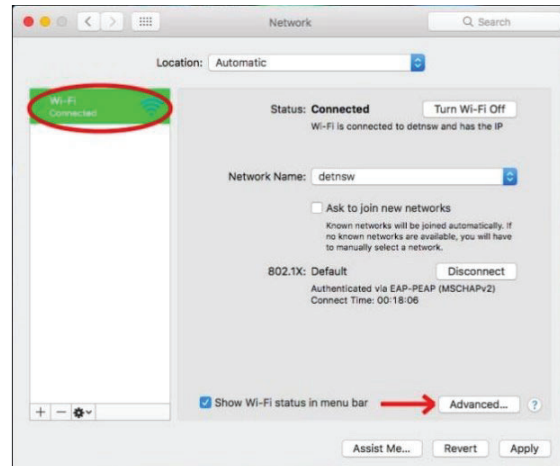
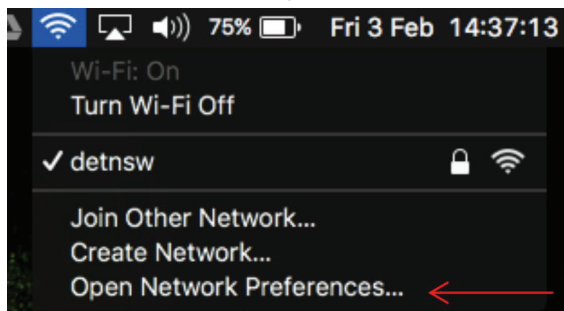
Part A: Connect to Wireless—Do this once

Step 1: Click on the **wireless icon** at top-right and choose **detnsw**

Step 2: Enter your **username** and **password**

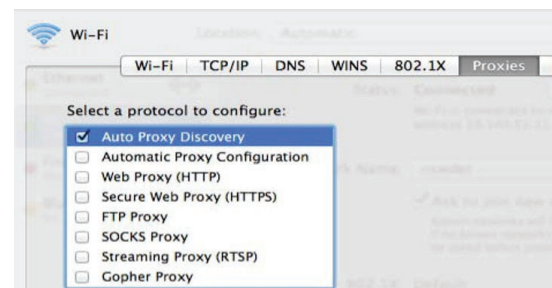


Step 3: Go to **Open Network Preferences** then press **Advanced**



Step 4: Click the **"Proxies"** tab

Step 5: Tick **"Auto Proxy Discovery"** then **OK**, then **Apply**



Part B: Connect to the internet—Do this every day

Step 1: Open a web browser

Step 2: Open the site
<http://detnsw.net>

Step 3: Log in with the same **username and password as for WiFi**

You will now be able to use the Internet for 8 hours.

