



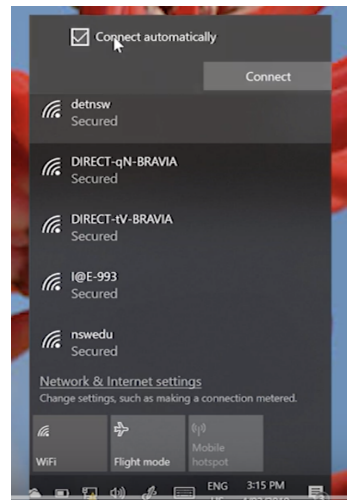
The 'Internet Edge' is here!



The new way to connect to the wireless network for
BYODs and school-owned non-Windows devices:

STEPS:

1. Connect to detnsw network



Select 'Connect automatically'

2. Open a web browser (eg Explorer, Chrome) and navigate to:

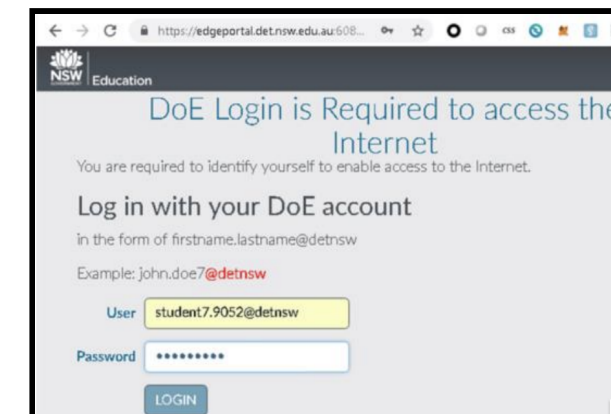
detnsw.net



Bookmark this page.

3. Use your user name in the format:

firstname.lastname[num]@detnsw



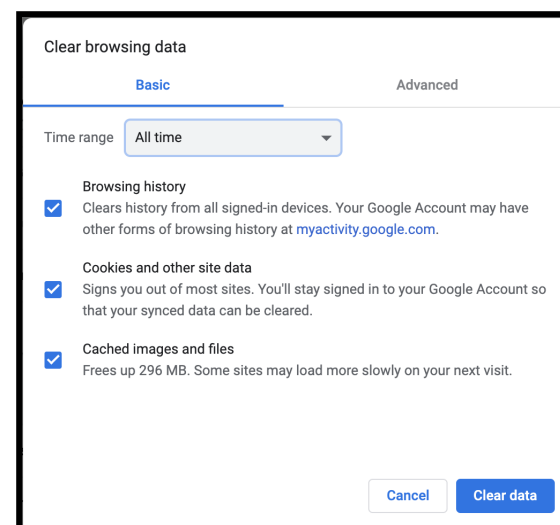
Click 'LOGIN'

NOTES:



If you are using an Apple device and are having trouble after following the above steps do the following:

- Reboot device (or turn on flight mode, wait 30s, then turn off flight mode)
- Clear your history and cookies.



!! If using a **shared device** remember:

- Never save your password if prompted
- Signout through the browser when you are finished.

